

Clarks Summit And Keyser Ave.

E-ZPASS RATES

Exit 131
Clarks Summit
Ramp












Clarks Summit Mainline Toll Plaza 130

2L	3L	4L	5L	6L	
1.30	1.80	2.60	3.10	3.60	
2H	3H	4H	5H	6H	7H
3.10	4.40	5.90	9.30	15.00	17.30

Exit 122
Keyser Ave.
Ramp

Keyser Ave. Mainline Toll Plaza 121

2L	3L	4L	5L	6L	
1.30	1.80	2.60	3.10	3.60	
2H	3H	4H	5H	6H	7H
3.10	4.40	5.90	9.30	15.00	17.30

L is vehicle height of 7'6" or lower H is vehicle height of higher than 7'6"	
2L	2 axle, low profile 
3L	3 axle, low profile 
4L	4 axle, low profile 
5L	5 axle, low profile 
6L	6+ axle, low profile 
2H	2 axle, high profile 
3H	3 axle, high profile 
4H	4 axle, high profile 
5H	5 axle, high profile 
6H	6 axle, high profile 
7H	7+ axle, high profile 

Exit 115
Wyoming Valley Ramp

Exit 112
Wyoming Valley Toll Plaza
(Begin/End Ticket System)

